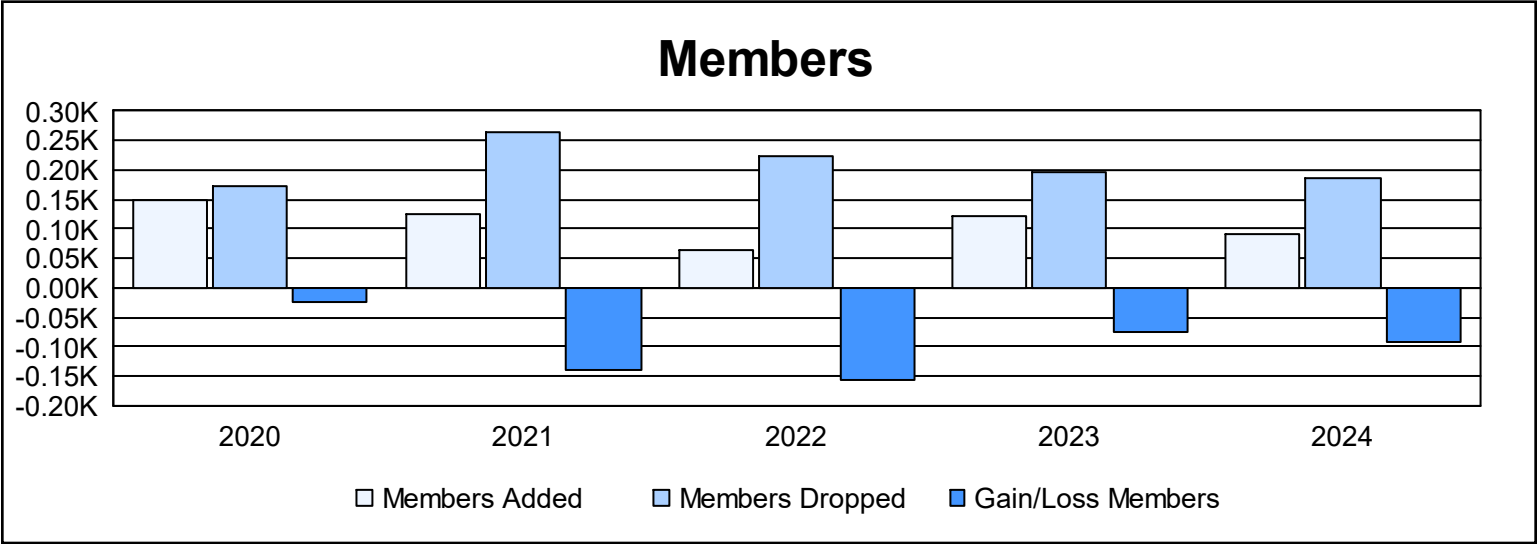
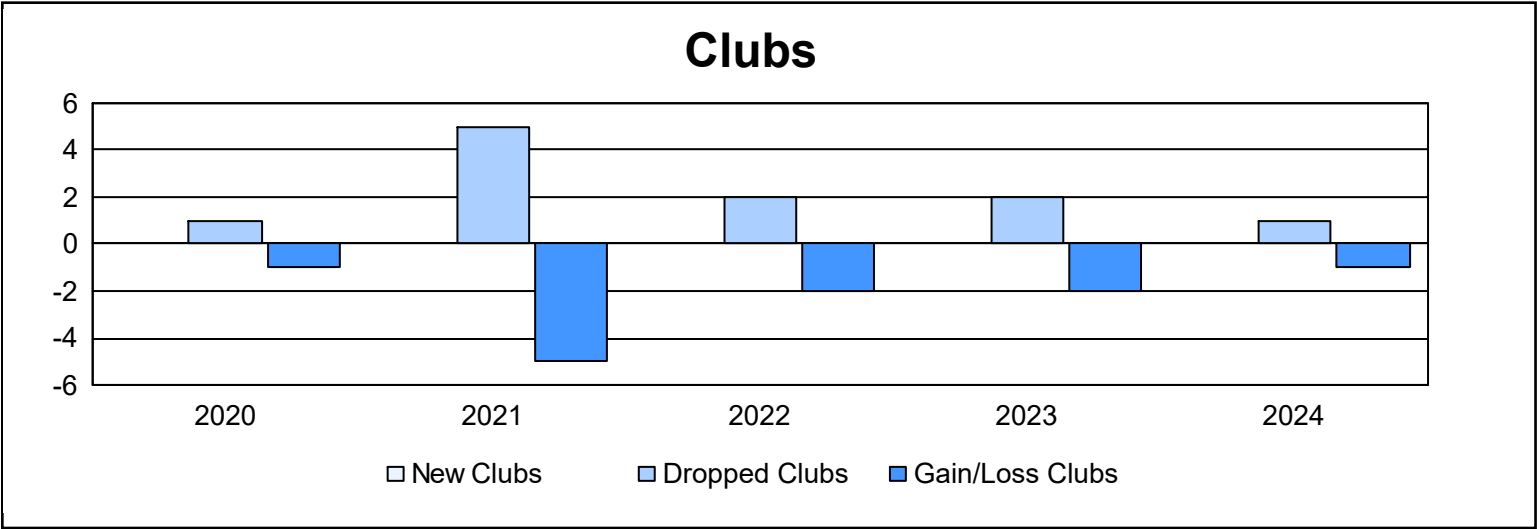
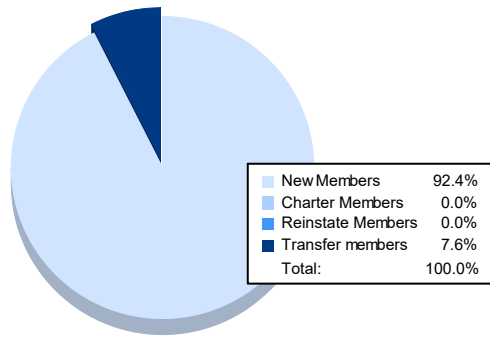


Year	New Clubs	Dropped Clubs	Gain/ Loss Clubs	New Members	Charter Members	Reinstate Members	Transfer Members	Total Member Added	Total Members Dropped	Gain/ Loss Members
2019-2020	0	1	-1	113	2	1	32	148	172	-24
2020-2021	0	5	-5	55	13	1	56	125	263	-138
2021-2022	0	2	-2	61	1	1	2	65	222	-157
2022-2023	0	2	-2	100	0	2	19	121	196	-75
2023-2024	0	1	-1	85	0	0	7	92	185	-93
Average	0	2	-2	83	3	1	23	110	208	-97



### Membership Composition June 2024 Cumulative



### Gender Composition June 2024 Cumulative

